

INSTRUCTION: Use this form to order any standard pre-hung or non-prehung entryway that is shown in our Buffalo Forge ThermaPlus Entry Door product catalog. Be sure to use the prehung unit numbers or door stock numbers (for non-prehung) shown in the catalog.

CONTACT INFORMATION:

Company Name: _____ **Contact Name:** _____
 Address _____ **City, State, Zip** _____ **Contact Email:** _____
 Phone _____ **PO #** _____

WINDSTORM APPROVED: NO (Standard) Yes Note: Windstrom Product may extend lead time and/or increase price.

ENTRYWAY STOCK # (refer to the Buffalo Forge ThermalPlus catalog): _____

SIZE INFORMATION AND DECORATIVE OPTIONS

(Refer to sizes listed in price lists or catalog for availability of specific door heights for each Entry Configuration.)

Door Width: 42" 36" 32" 30" (for 5'0" double arch top and arch lite doors only; not for single doors)
Door Height: 80" 96"

Speakeasy Grille Design (if applicable): _____ No Grille Glass Solid
Speakeasy Glass Texture: Clear Granite Reeds Ocean Rain Ice Flower Water
Speakeasy handing: Right Left

Strap handing (if applicable): Right Left **Clavos Design (if applicable):** _____

Wrought Iron Grille Design or GBG Grille Design (if applicable): _____

Metal grid design for Contemporary doors (if applicable): _____

Glass Options: Clear Clear Bevel Water Reeds Rain Flemish Granite
 Ocean Cloud

*** PLEASE NOTE:** Clear Bevel, Granite, and Ocean are only available for Continental designs. Cloud applies to Contemporary doors only. Flemish glass is only available for Wrought Iron, Continental and Speakeasy doors. Metal Grids come with Clear Glass only.

PREFINISH INFORMATION

Pre-finished unit (Door/frame): Black Satin* French Grey Satin Oil Rubbed Bronze Satin
 Antique Pale Bronze Antique Pewter Grey Antique Copper Bronze
Wrought Iron (Grille, speakeasy grille, straps, clavos) Yes No
 If yes, which finish? Black Satin* French Grey Satin Oil Rubbed Bronze Satin
 Antique Pale Bronze Antique Pewter Grey Antique Copper Bronze

***Choose Black Satin when planning to finish with color of your choice.**

PRE-HUNG INFORMATION

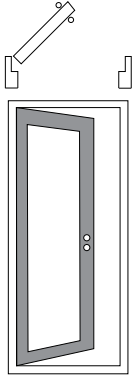
*** PLEASE NOTE:** Brick Mold is shipped uninstalled on pre-hung units.

Pre-hung? No (Slab only go to back page) Yes
Jamb Width? 4 1/2" 6 1/2" (Extra Charge) Other _____ (custom products only)
Brick Mould? Yes No
Strikejamb™ Reinforcement? Yes (Extra Charge) No
Adjustable Sill Color? Mill Aluminum Bronze Aluminum (N/A for ADA sill)
Hinge Finish? Satin Nickel Flat Black Oil Rubbed Bronze Stainless Steel

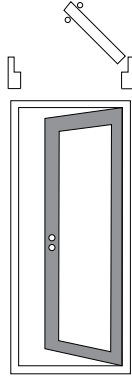
See Page 2 for pre-hung handing configurations.

Please select your pre-hung handing configuration:

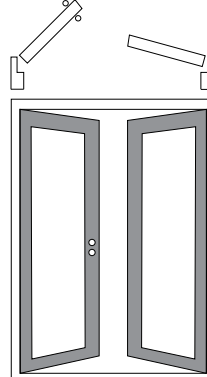
Inswing Configurations




Left Hand Inswing



Right Hand Inswing

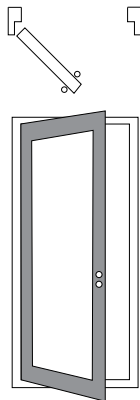


Left Hand Inswing

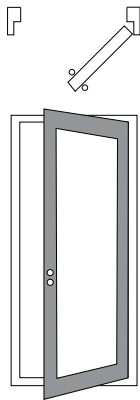


Right Hand Inswing

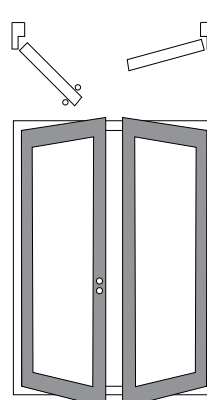
Outswing Configurations



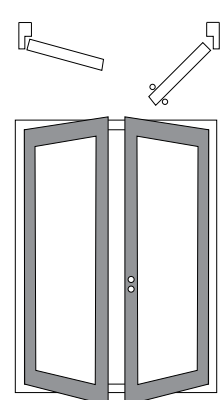
Left Hand Outswing



Right Hand Outswing



Left Hand Outswing



Right Hand Outswing

PLEASE NOTE: Handings are to be acknowledged from the exterior looking in. GCDC designations could be different from what you are accustomed to. Please double check according to the images provided below.

Additional information or special instructions:

PRE-HUNG INFORMATION (cont.): Hardware Preparation Information

GlassCraft Multipoint Lock Prep? No Yes Handle Set Part Number _____

Latch set bore? No Yes
 ■ If yes, select bore distance: 2 3/8" 2 3/4"

(For standard lock sets only.)

Dead bolt bore? No Yes (2 1/8" Bore for standard lock sets)
 Center to center distance: 5 1/2" Other _____

Additional information or special instructions (make sure to include standard options that may not be specified on this form):

Shipping Information:

- Entry will be picked up from GlassCraft assembled.
- Entry will be shipped K-D (knocked down) and crated.
- Entry will be shipped assembled and crated

(Unit may not be completely assembled, depending upon configuration. Please inquire for more information.)

GlassCraft Use Only:

Received on: _____
 Confirmed on: _____
 Price quotation: _____
 Estimated Ship Date: _____
 CSR Initials: _____

I accept this order.

Signature

Date

SUBMIT THIS FORM:

- Email to: orderentry@glasscraft.com
- Fax to: 713-690-2919

IMPORTANT: Changes or cancellations made to this order after signed confirmation is received by GlassCraft may result in additional charges.

Submit Form

PLEASE NOTE: The ability to submit this form using the Submit button may be limited by your computer setup. If you are unable to submit the form using the Submit button. Please save the file to your computer and send it to orderentry@glasscraft.net